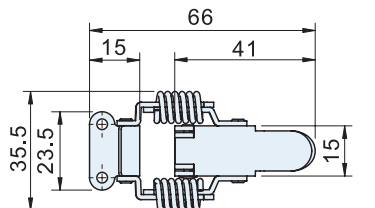


**CS-111 CT-11101W
CT-111**

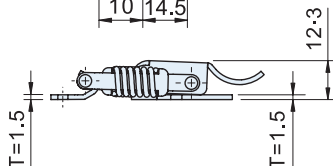
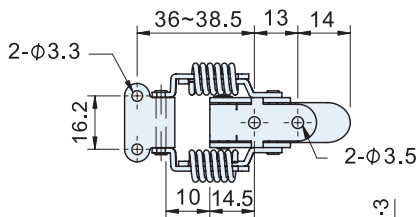
Series

Draw Latch (Spring Loaded Type)

CS-111
CT-11101W
CT-111



(Spring compression: 1.5~4)



FEATURES

- 2 springs provide strong and average compression force.
- Corrosion resistance.
- The option are vertical keeper and horizontal keeper to be selected.

SPECIFICATIONS:

Unit:mm

Item No.	Material	Finish	Load capacity (kg)	Weight(g)
CS-111	SUS304	Vibration ground	17	30
CT-11101W	SPCC	Zinc plated		30
CT-111		Natural		29.2