



I.R.S.

Build With Quality

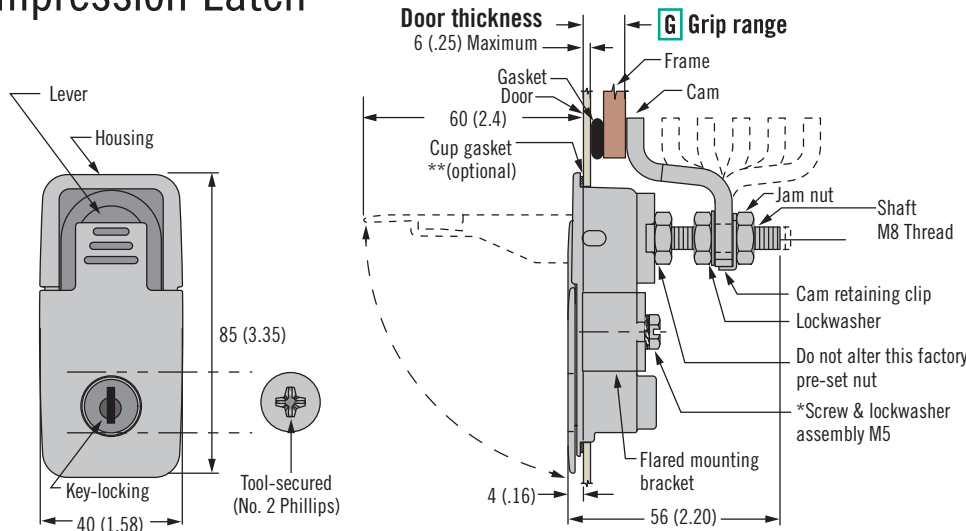
RUBBER
HARDWARE
TAPES
SEALANTS

1300 767 567

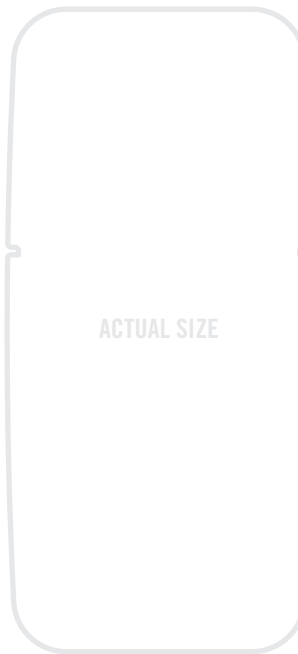
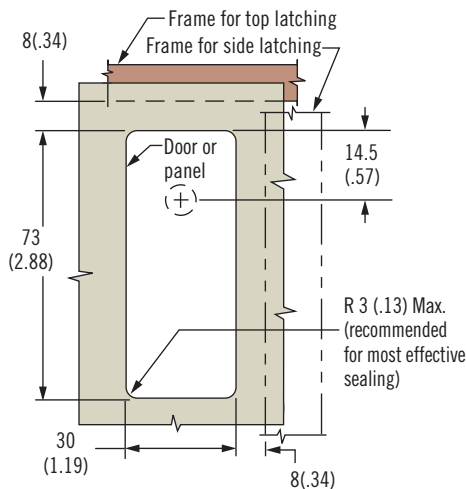
www.indrub.com.au



62 Compression Latch



Lift & turn series · Flush style · Adjustable grip



- Low profile
- Intuitive operation

Material and Finish

Zinc alloy, powder coated or chrome plated and steel, zinc plated

Performance Details

Maximum static load: 440 N (100 lbf)
Compression: 3mm (.12 in)

Sealing Notes

Environmental sealing is achieved by using a cup gasket and sealing the mounting screw threads.

Installation Notes

Screw and lockwasher assembly M5 x 16. For door thickness greater than 6 (.25) calculate screw length using the following formula:

Door thickness + 10 (.39)

Add 0.4 (.02) to door thickness when using cup gasket

Accessories

Cup gasket:
Part number: 62-973-431

Keys

PK-10-01
See page 121

Notes

For lock core selection and a complete overview of the *SOUTHCO*® Key-Choice System see page 190

Part Number Selection

See table

62 - 4 L - G F 1 - P

- L Lock style**
 - 0 Non-locking
 - 2 Key-locking without dust shutter keyed alike CH751
 - 3 Tool secured No. 2 Phillips
 - 20 4 mm Hex Recess
 - 21 Locking without lock core (order separately see page 190)
- P Packaging option**
 - 3 Layer packed
 - 2 Individually packed
- F Finish**
 - 0 Textured chrome
 - 1 Polished chrome
 - 5 Black powder coated

G Grip	Minimum	Maximum	Cam Type
1	6 (.23)	16 (.63)	Deep offset cam, forward
	56 (2.20)	66 (2.59)	Deep offset cam, reversed
2	16 (.63)	26 (1.02)	Offset cam forward
	46 (1.81)	56 (2.20)	Offset cam reverse
3	26 (1.02)	36 (1.41)	Shallow offset cam, forward
	36 (1.41)	46 (1.81)	Shallow offset cam, reversed